

## DIMENSIONS

Inches	1/2	3/4	1	1 <sup>1/4</sup>	1 <sup>1/2</sup>	2
mm	15	20	25	32	40	50
A	70	70	82	85	102	120
B	56	68	74	88	100	103
C	97	110	125	142	145	160

## MATERIAL

Description	Material	Specifications
Lever Nut	Brass	IS 319
Gland	Brass	IS 319
Gland Packing Ring	P.T.F.E	----
Body	Brass	IS 319
Ball Seals	P.T.F.E.	----
Ball	Brass	IS 319
Stem	Brass	IS 319
Body Connector	Brass	IS 319
Lever	M.S	----

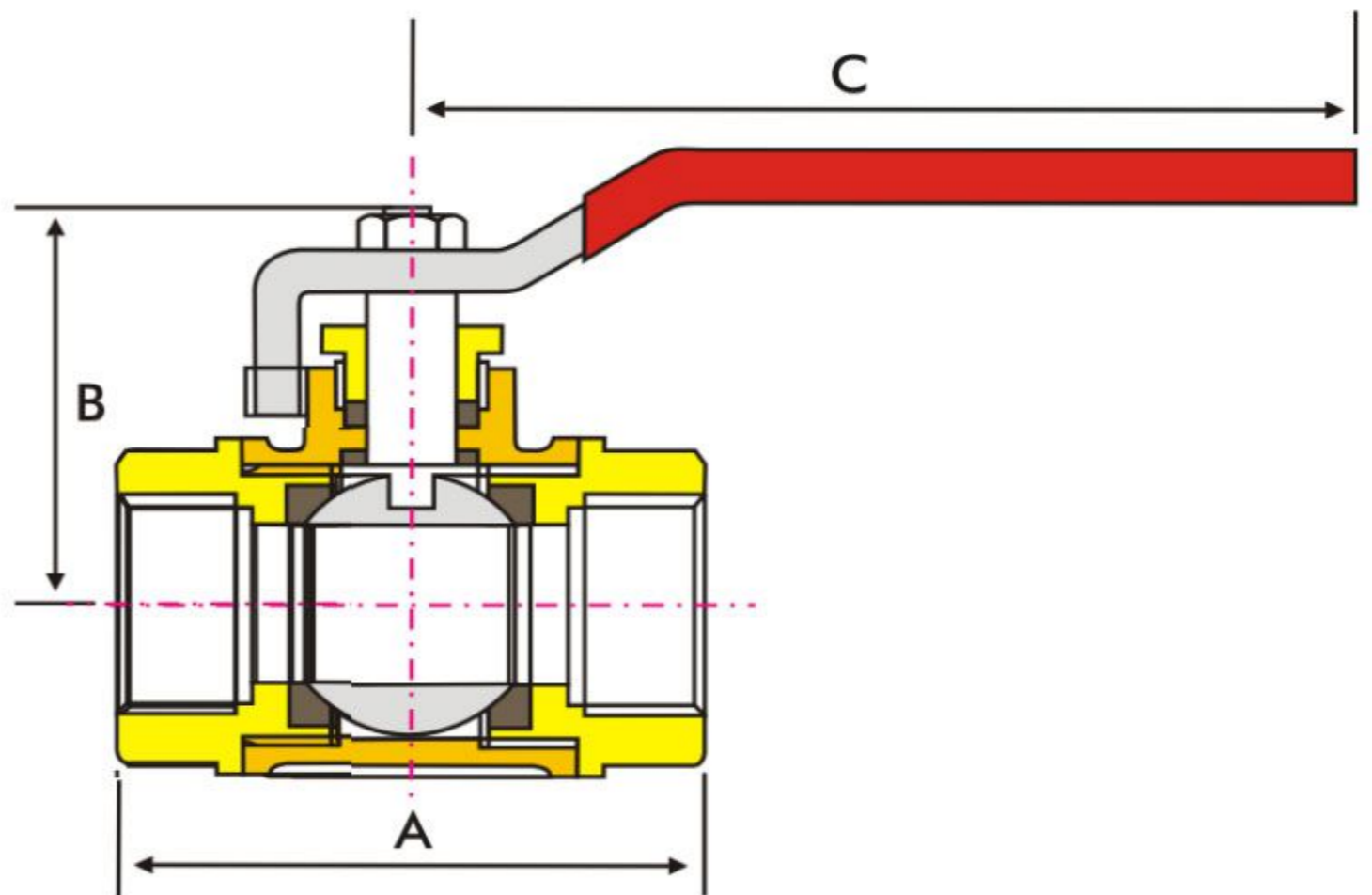


### Test Pressure Hydraulic

Body : 300psi      Seat : 100psi

Temp. Range : 10°C to 225°C

### UTILITY

WATER    AIR    STEAM    OIL    GASES



### SALIENT FEATURES

- ✓ Screwed Female Ends to IS:554, BSP
- ✓ Quarter turn, smooth lever operation
- ✓ Brass Ball & Stem
- ✓ Trouble free performance Size ranging from 15mm to 50mm
- ✓ Best quality P.T.F.E. seating & asbestos packing

**Cat. No. : AX-BS15**

**Brass  
Ball Valve  
Screwed Ends**

